

ADMAPUR RURAL CAMP

8th TO 13TH FEBRUARY 2018

VILLAGE SURVEY REPORT



D.K.Shinde School of School Work

An Autonomous Institute under UGC&Shivaji University
with CPE (College with Potential for Excellence) Status &
Reaccredited By NAAC with "A+" Grade
CSIBER, University Road, Kolhapur-416004

Dr. T.V. Same
Co-ordinator IQAC


आदमापूर येथे आजपासून समाजकार्य ग्रामीण शिबिर

मुदाळतिड्डा : प्रतिनिधी

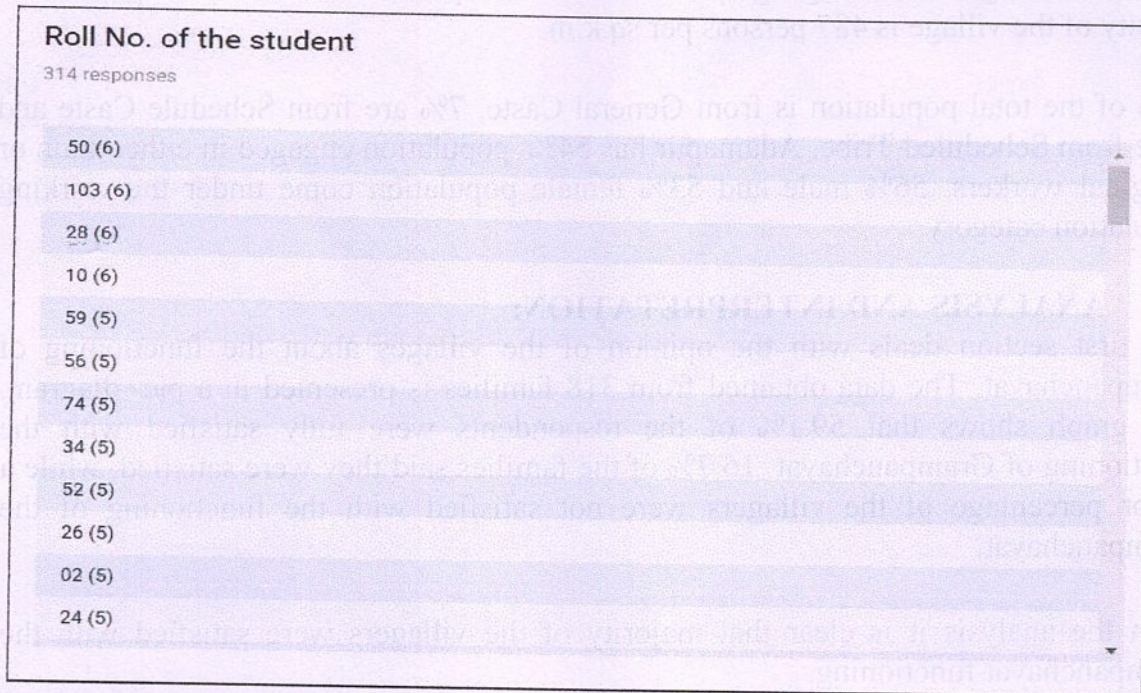
छ. शाहू इन्स्टिट्यूट ऑफ बिझनेस एज्युकेशन अँड रिसर्च कोल्हापूर यांच्या दिनकरराव शिंदे स्कूल ऑफ सोशल वर्क यांच्या वतीने आदमापूर (ता. भुदरगड) येथे दि. ८ ते १३ फेब्रुवारी दरम्यान समाजकार्य ग्रामीण शिबिराचे आयोजन करण्यात आले आहे. दि. ८ रोजी शिबिराचे उद्घाटन डॉ. आर. ए. शिंदे, डॉ. एम. एम. अली, सरपंच नेहा पाटील, बाळूमामा देवस्थानचे अध्यक्ष धैर्यशिलराजे भोसले, कार्याध्यक्ष रामभाऊ मगदूम, प्रवीण दाभोळे, ग्रामसेवक दत्तात्रय माने यांचे हस्ते होणार आहे. यावेळी मशाल दिंडी काढण्यात येणार आहे. दि. ९ रोजी लोकसहभागी मूल्यांकन या विषयावर विजय पाटील, निशांत कांबळे, घनकचरा व सांडपाणी व्यवस्थापन या विषयावर पंचायत समिती कागलचे विस्तार अधिकारी मधुकर कांबळे यांचे व्याख्यान होणार आहे.

D. K. Shinde School of School Work

An Autonomous Institute under UGC & Shivaji University
with CPE (College with Potential for Excellence) Status &
Recognized by NAAC with "A+" Grade
CSIBER, University Road, Kolhapur-16004



ADMAPUR SURVEY REPORT-2017-18



1.0 INTRODUCTION:

In the academic year 2017-18, the Rural Camp was conducted in Admapur during the 8th to 15th February 2018. A questionnaire was prepared for survey of the Village. The questions included the opinion about the public works, Panchayat officials and satisfaction about the various schemes being implemented. The questions were scrutinized and approved by the Grampanchayat officials of Admapur.

The questionnaire was uploaded in Google form and the link was shared to all the students via whatsapp. The orientation about the survey procedure was given by Dr.P.G.Naik, Dr.R.S.Kamat and Shri Mahantesh B.Patil, faculty members from Computer Science Department of CSIBER, Kolhapur. With the guidance of Grampanchayat representatives a group of 5-7 students were sent to different wards to contact the householder. The students with the interaction of family members in the households filled the digital questionnaire in their respective mobile phones. The data collected through the Google form, generated automatically the following graphs for each question. We analyse in detail the classified data.

2.0 BRIEF PROFILE OF THE VILLAGE

Admapur is a medium size village located in Bhudargad Taluka of Kolhapur District in Maharashtra with a total of 380 to 400 families residing the Adampur village has a population of 1950 of which 984 are male and 886 are females. Average sex ratio in the village is 899 which is lower than Maharashtra State average. In Adampur the literacy level is low when compared to Maharashtra. In 2011 in the literacy rate of the village was 78.74% compared to 82.34% of Maharashtra.

As per the constitution and panchayatraj act, Admapur village is administered by Sarpanch (Head of Village) who is elected representative of the village. It is 20th most populous village with the geographical area of 4 square kilometers. The population density of the village is 487 persons per sq.k.m.

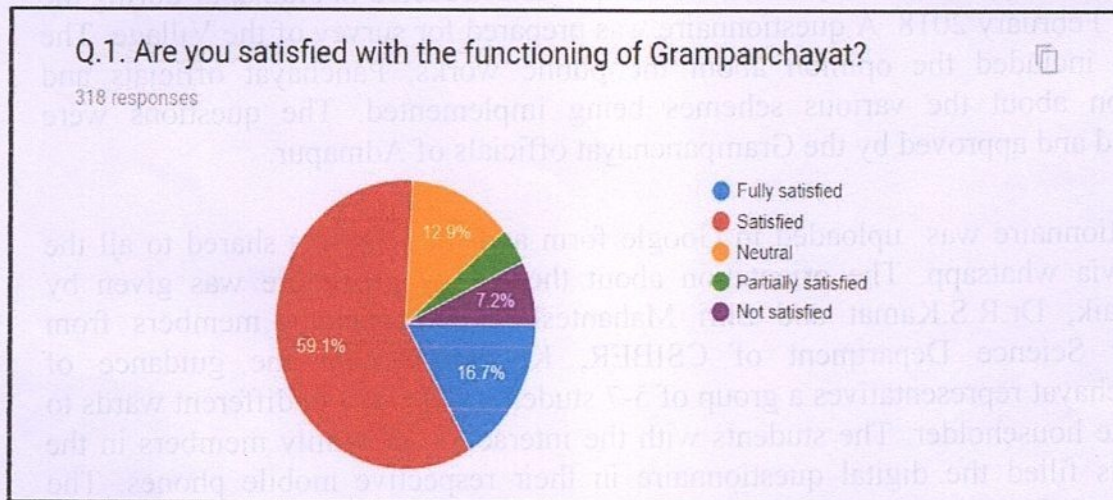
93% of the total population is from General Caste, 7% are from Schedule Caste and none from Scheduled Tribe. Adamapur has 54% population engaged in either main or marginal workers. 56% male and 53% female population come under the working population category.

3.0 ANALYSIS AND INTERPRETATION:

The first section deals with the opinion of the villages about the functioning of Grampanchayat. The data obtained from 318 families is presented in a pie- diagram. The graph shows that 59.1% of the respondents were fully satisfied with the functioning of Grampanchayat. 16.7% of the families said they were satisfied, while a minor percentage of the villagers were not satisfied with the functioning of the Grampanchayat.

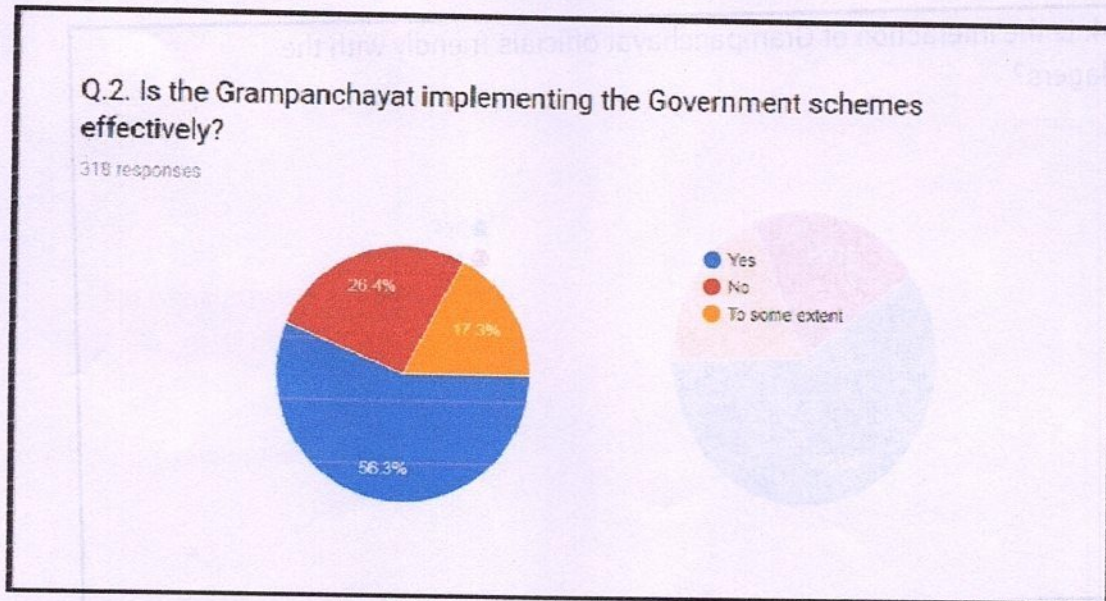
From the analysis it is clear that majority of the villagers were satisfied with the Grampanchayat functioning.

Section 1: Opinion about Grampanchayat & Members

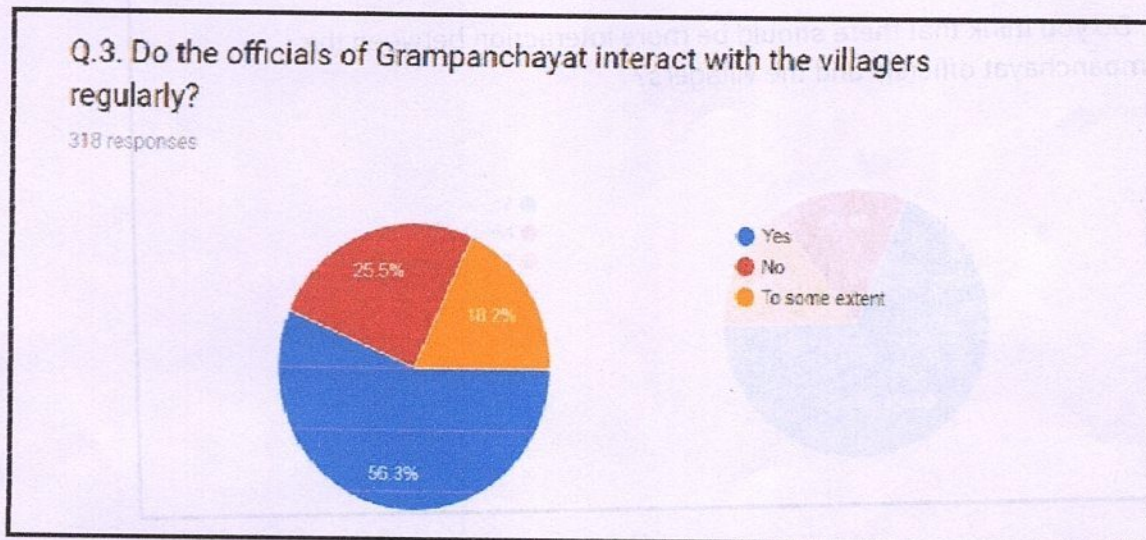


The second question related to the implementation of the schemes by Grampanchayat and the Opinion of the villages about the same. The data obtained in presented in a pie-diagram.

From the graph it is observed that 56.3% of the respondents said that the Government Schemes were being effectively implemented by the Grampanchayat. Only 26.4% of the respondents said that the implementation was not effective. The analysis shows that majority of the villages feel that the Government Schemes were being effectively implemented.



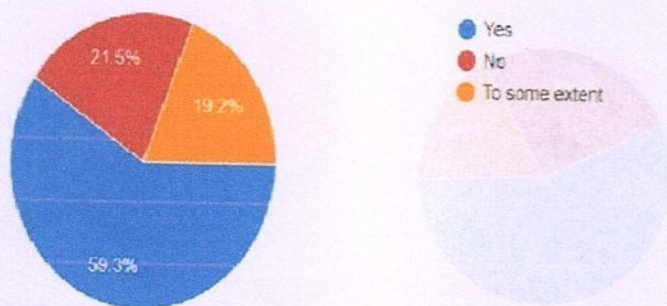
In a well functioning Grampanchayat, the officials are expected to interact with the villagers on a regular basis. In order to know whether officials are performing their task, the question was asked to the villagers. The data presented in the pie-diagram shows that 56.3% the respondents said the Panchayat officials were interacting with the villagers regularly. Only 25.5% respondents said that the interaction of the officials was not regular. From the analysis it is clear that majority of the villagers were having regular interaction with Grampanchayat officials.



As every Panchayat official is a public servant, he is expected to interact in a friendly manner with the villages. In order to know the opinion of the villagers regarding this aspect question was asked to the family members. The data obtained is presented in the Pie-Chart. It clearly shows that 59.3% of the villagers said the interaction of the officials with them was friendly. In other words the approach of the officials can be classified as friendly towards the people in Admapur Village.

Q.4. Is the interaction of Grampanchayat officials friendly with the villagers?

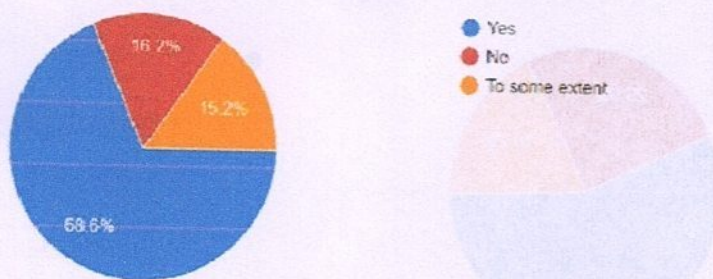
317 responses

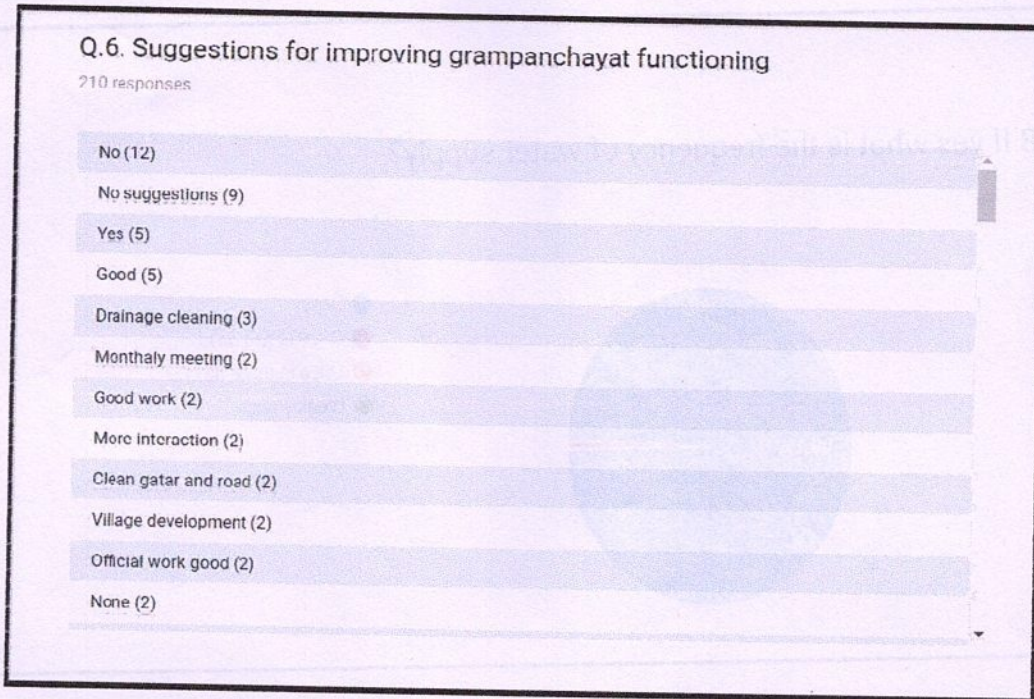


We wanted to know whether the people in the villagers were satisfied with the frequency of interaction with the Panchayat officials. From the collected responses it is found that 68.6% of the villagers feel that there should be more interaction with the officials. Only 16.2% of the respondents were satisfied with the frequency of interaction.

Q.5. Do you think that there should be more interaction between the Grampanchayat officials and the villagers?

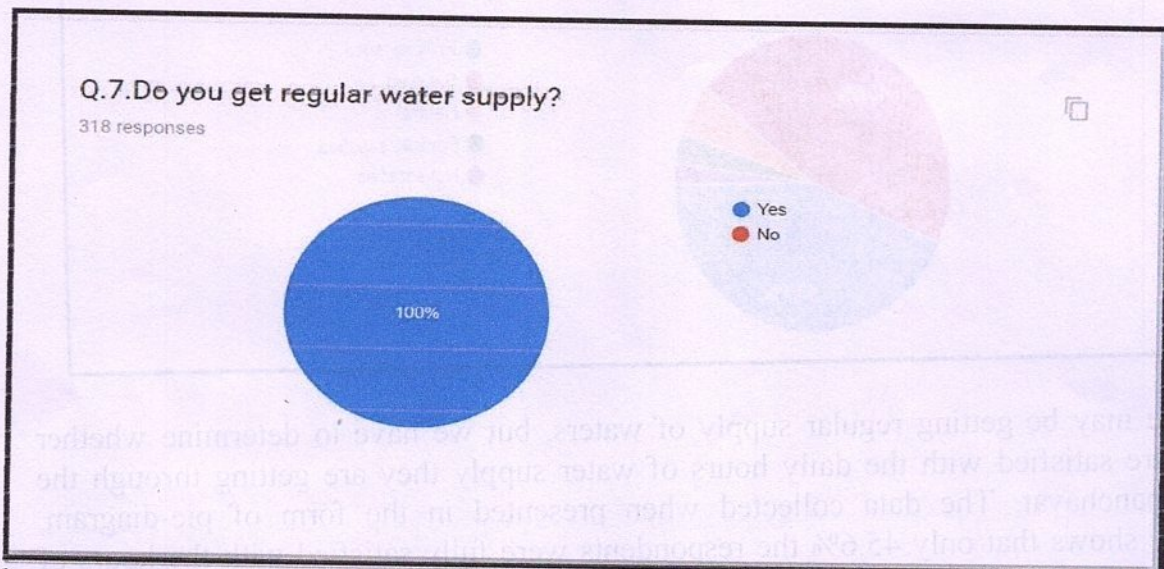
315 responses



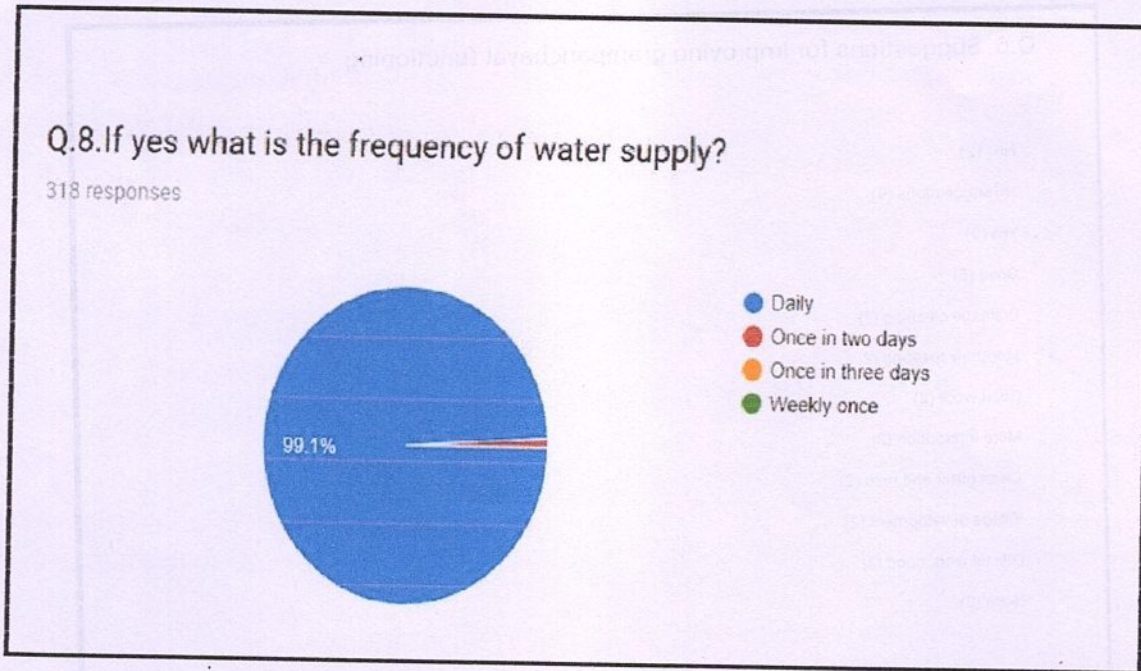


At the end of this section the respondents were asked to give their suggestion for improving the functioning of Grampanchayat. Out of the respondents who have given the suggestion, most of them said that the Grampanchayat should spend more time and effort to get the common drainages in the village cleaned more often.

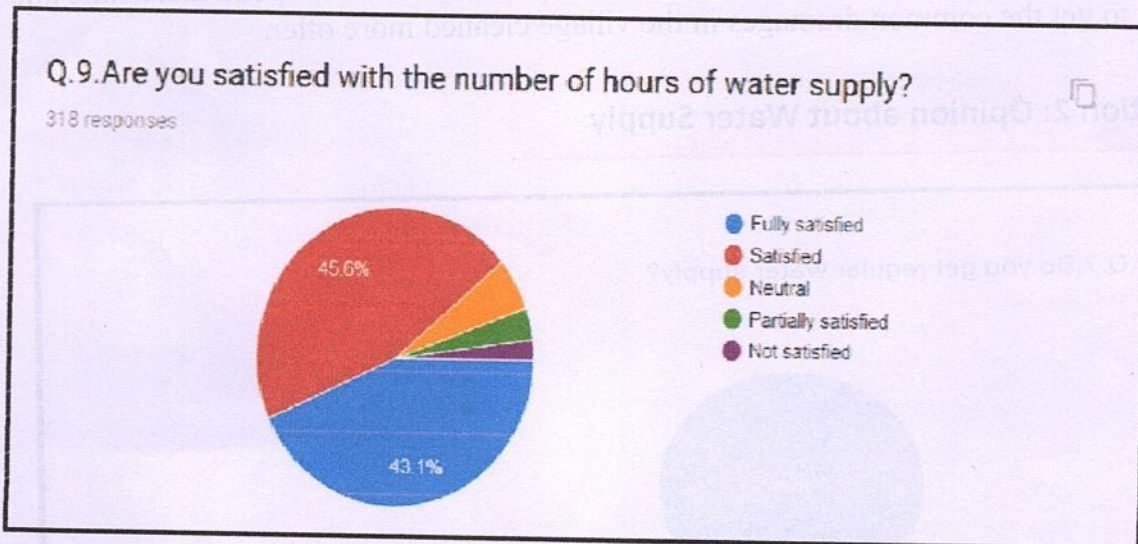
Section 2: Opinion about Water Supply



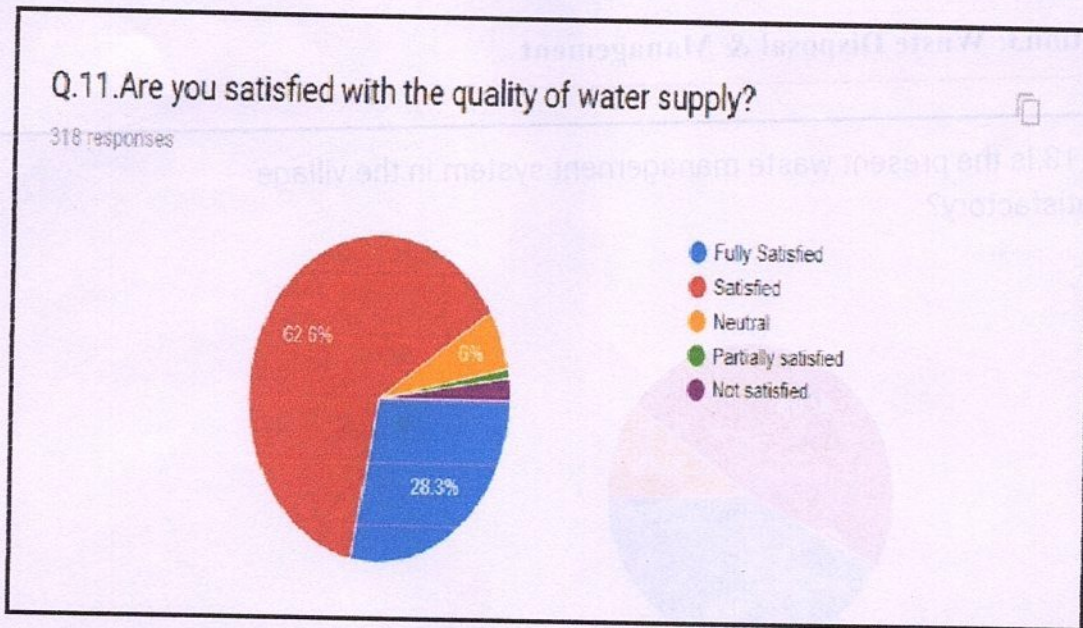
The second section dealt with the position about water supply in the village and the satisfaction of the villages about the same. When the question about the regularity of water supply was asked to the respondents, it is observed that all (100%) said the supply was regular. This indicates that the Admapur village doesnot have the problem of potable water and the Grampanchayat is making effort to supply to all the households.



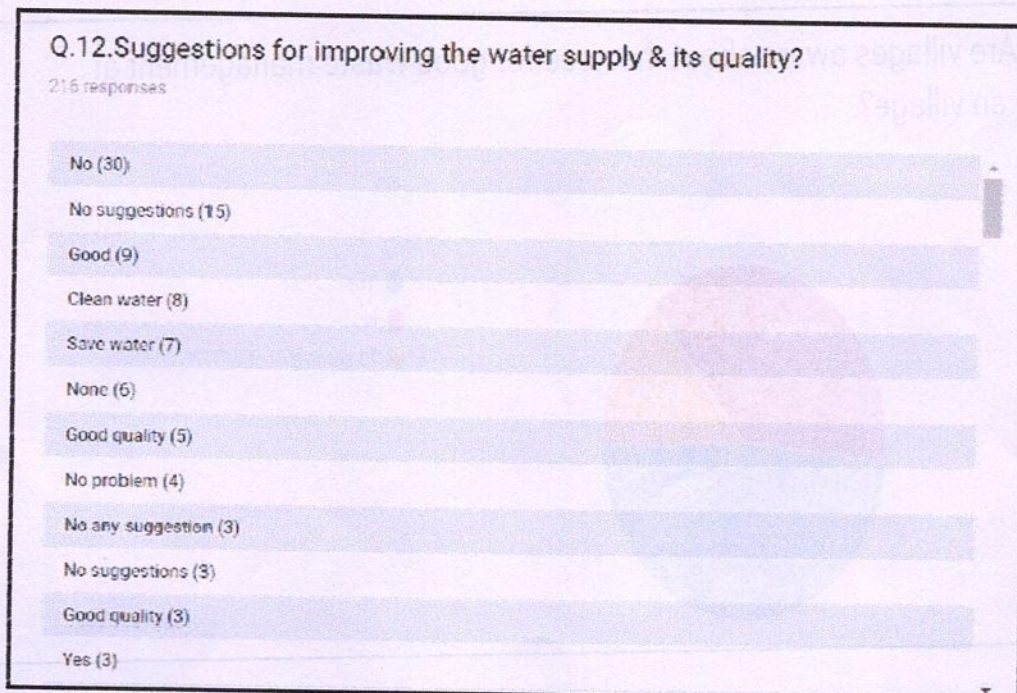
In the next question in this section we wanted to know the frequency of water supply. The data presented regarding this question clearly shows that all the households we getting potable water daily in their house.



People may be getting regular supply of waters, but we have to determine whether they are satisfied with the daily hours of water supply they are getting through the Grampanchayat. The data collected when presented in the form of pie-diagram, clearly shows that only 45.6% the respondents were fully satisfied with the hours of water supply. 43.0% of the respondents said they were satisfied while that 10% of the respondents said that they were not satisfied with the hours of water supply.

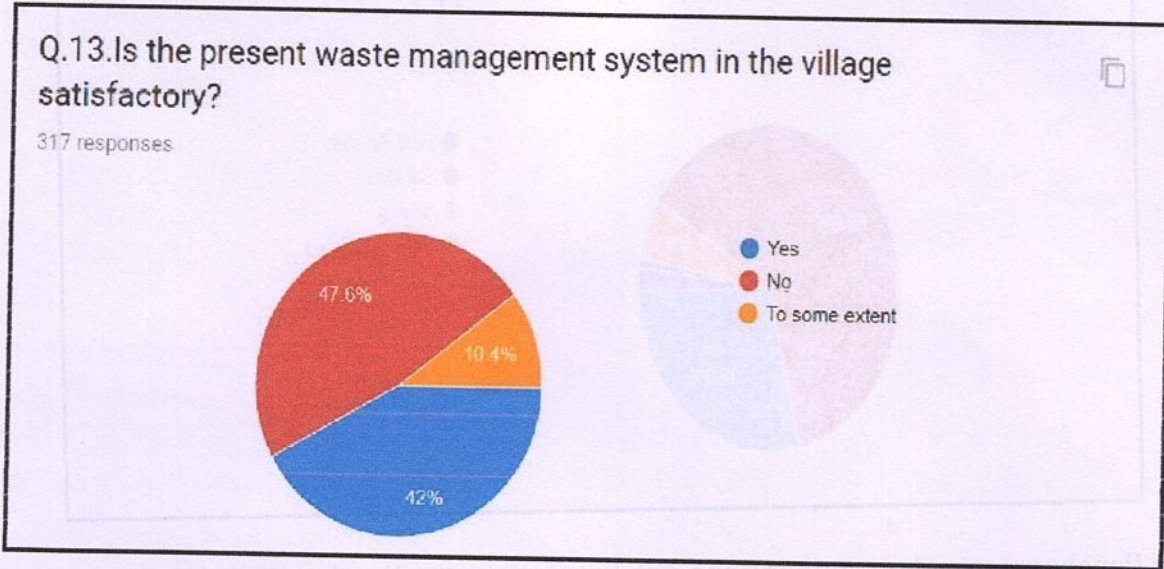


The Panchayat may be supplying the potable water regarding but from health point of view the quality of water should be good. In order to know the opinion of the households regarding the quality of water being supplied the data was collected. The pie-diagram shows that 62.6% of the villagers were fully satisfied with the quality of water supplied 28.3% of the respondents were satisfied. Very insignificant percentage of the respondents said they were not satisfied with the quality of water being supplied by the Grampanchayat.

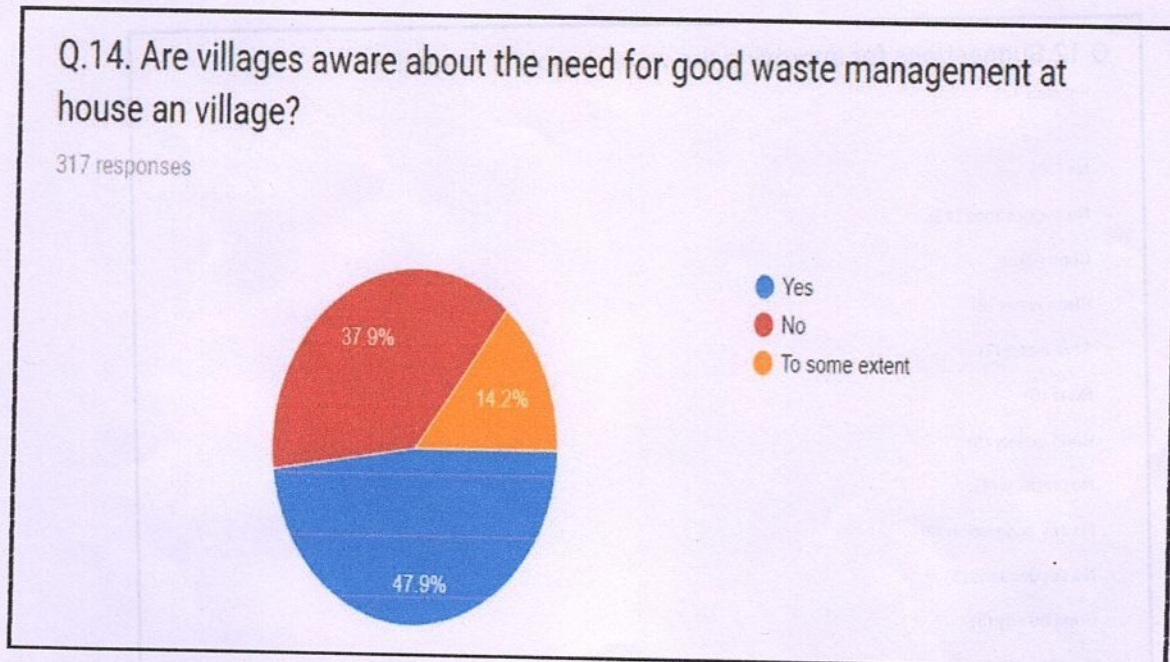


At the end of this section the respondents were asked to give this suggestion about water supply and related issues. Based on the analysis of the given response, the household indicated that the Grampanchayat should also encourage the villagers to conserve water along with performing its duty of regular supply.

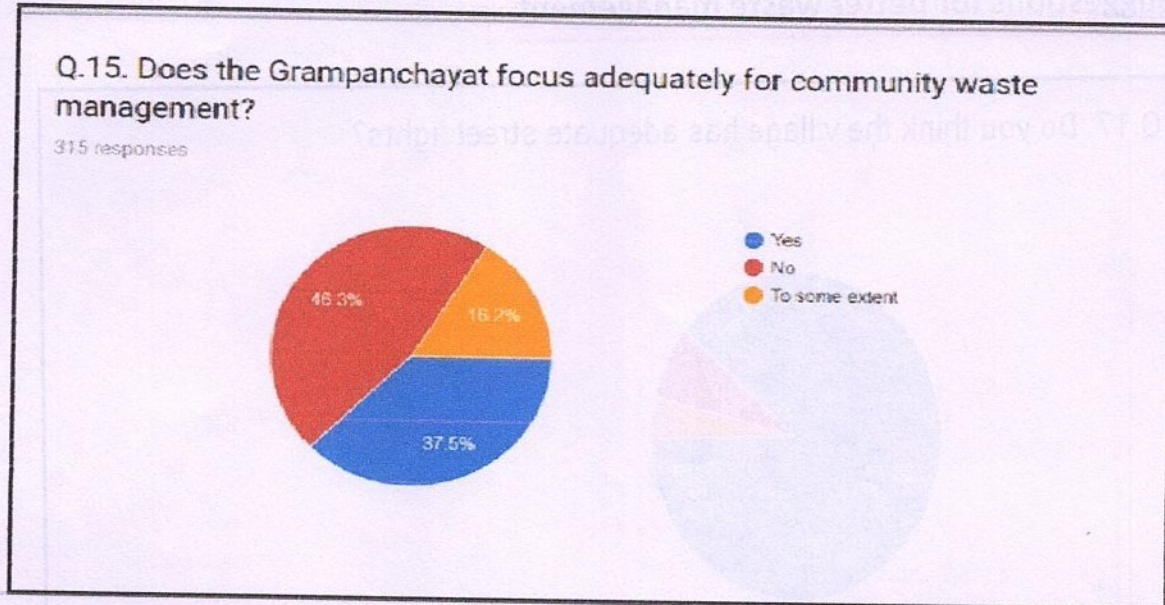
Section3: Waste Disposal & Management



One of the important tasks of the Grampanchayat in any village is to maintain the cleanliness and hygiene in public places such as common roads, parks etc. For this purpose it should have a proper Waste Disposal and Management System. When the villagers were asked about this aspect it is observed that majority i.e. 47.6% of the respondents said that the system was not satisfactory. 40.7% of respondents said it was satisfactory to some extent, while 42% of them said the system was satisfactory.



In Order to see the awareness of waste management at house level, the respondents were asked to mark their response. The data when presented in the form of pie-chart shows that 47.9% of respondents are aware about the concept of waste management at house and village level. 37.9% of the respondents said that villagers were not aware about this concept.



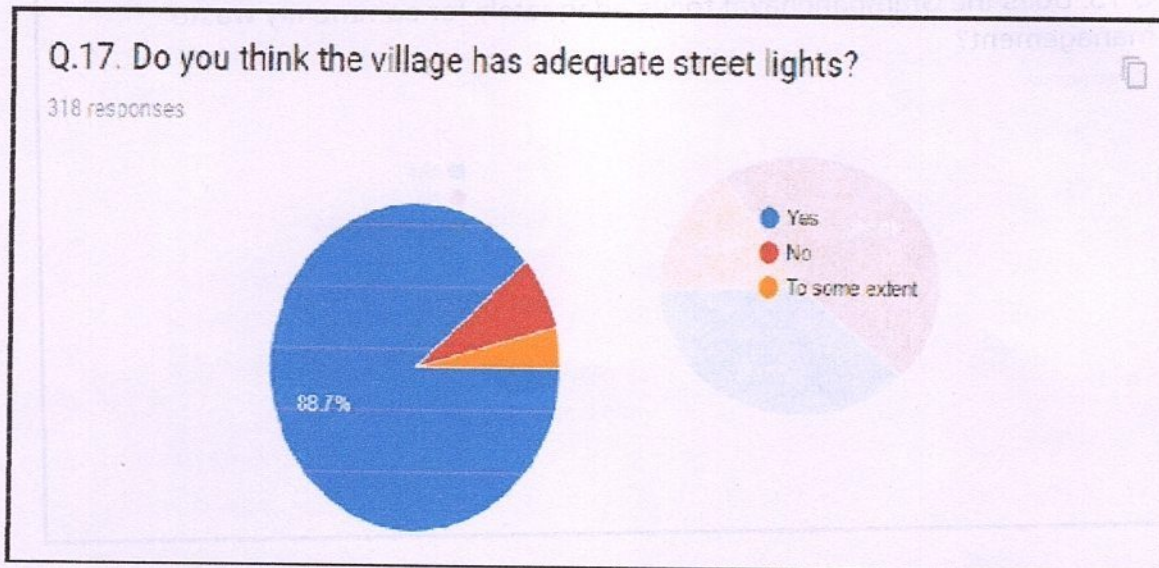
At household level people may not be aware about the water management practices, but it becomes the responsibility of the Grampanchayat to promote it among the villagers in the interest of community health and hygiene .When the respondents were asked about this aspect it was found that 46.3% said the Grampanchayat does not focus on community waste management. Only 37.5% respondents said that the officials focus on this aspect.

Q.16. Suggestions for better waste management
227 responses

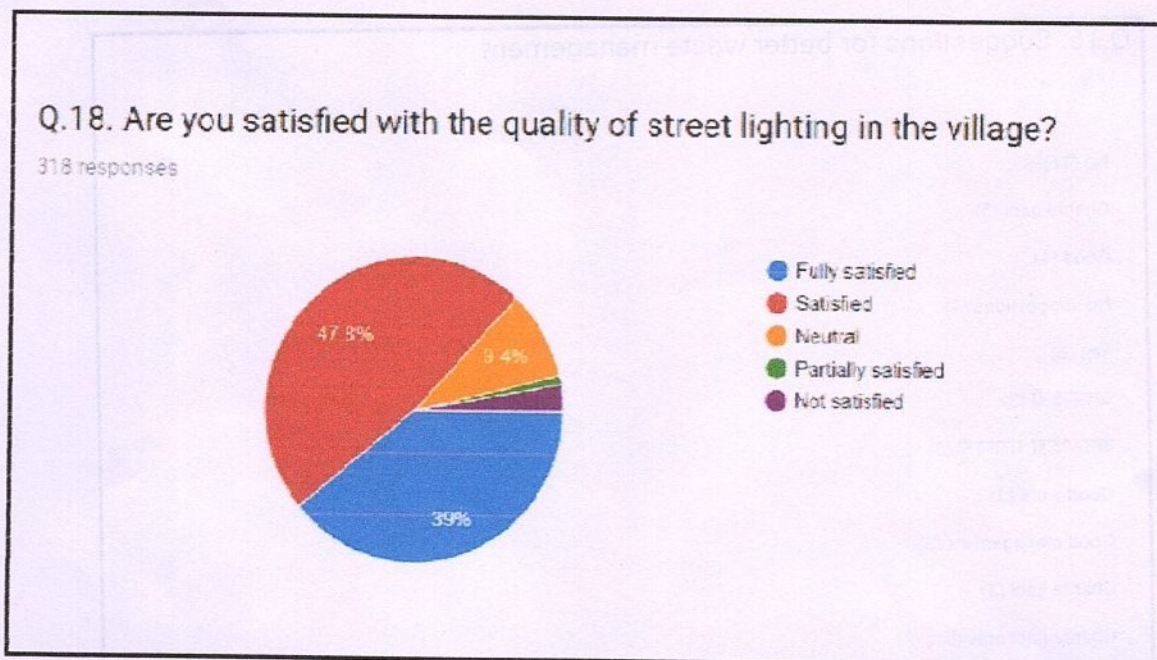
No (18)
Ghanta gadi (5)
Good (4)
No suggestions (4)
Yes (3)
कचराकुंडी (3)
कचराकुंडी, घंटागाडी (3)
Good work (3)
Good management (3)
Ghanta gadi (3)
Ghanta gadi providing (3)
Development clean (2)

At the end of this section when the respondents were asked to provide suggestions under this section, most of them said that the Grampanchayat should provide Ghantagadi to promote cleanliness at household and community level.

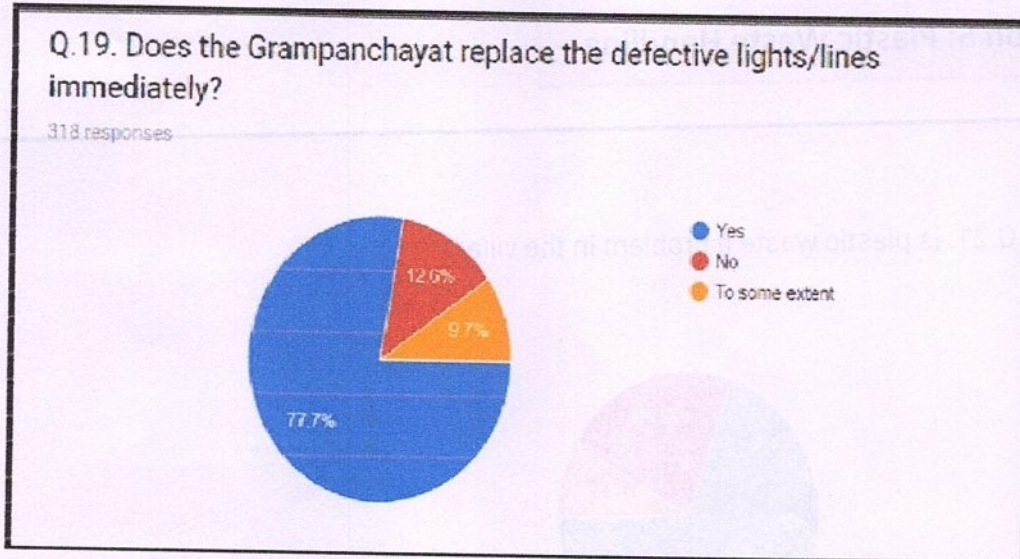
Suggestions for better waste management



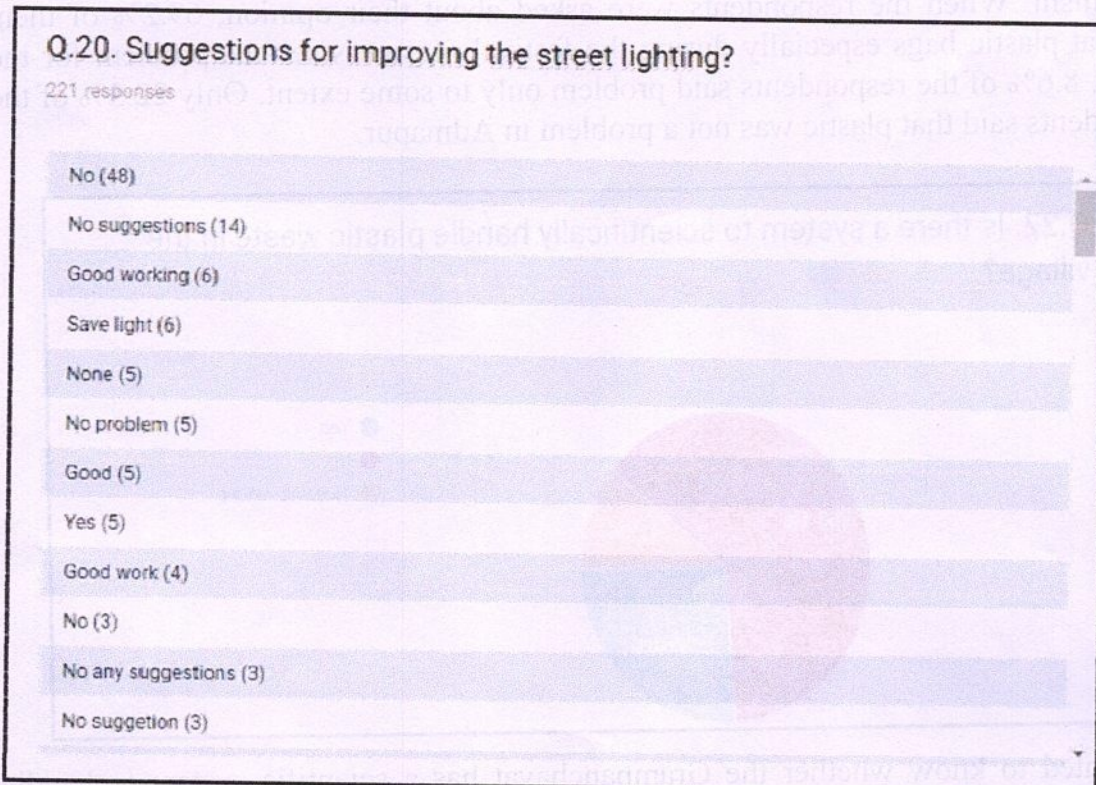
Another task of the Panchayat is to provide adequate Street Lighting in all the residential areas as well as public places. When they villagers were asked about the adequacy of the street lighting, it was observed that 88.7% of the respondents said there was adequate provision. Only insignificant proportion of villagers said that the street lighting was inadequate.



Apart from the number of street lights, the respondents were asked to mention about their opinion on the quality. From the data collected is clear that 47.8% of the respondents said they were not satisfied with the quality of street lighting. Only 39% of them were fully satisfied.

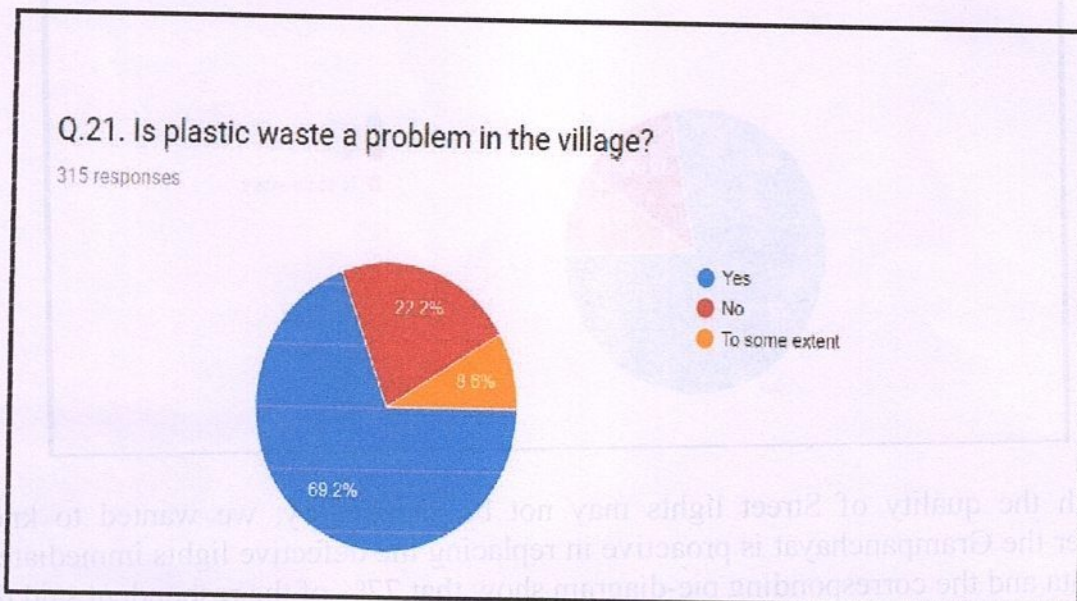


Though the quality of Street lights may not be satisfactory, we wanted to know whether the Grampanchayat is proactive in replacing the defective lights immediately. The data and the corresponding pie-diagram show that 77% of the respondent said that the replacement of defective lights is done promptly by the Grampanchayat. Only 12.6% of them said that the replacement in prompt. 9.7% respondents said the replacement was not prompt.

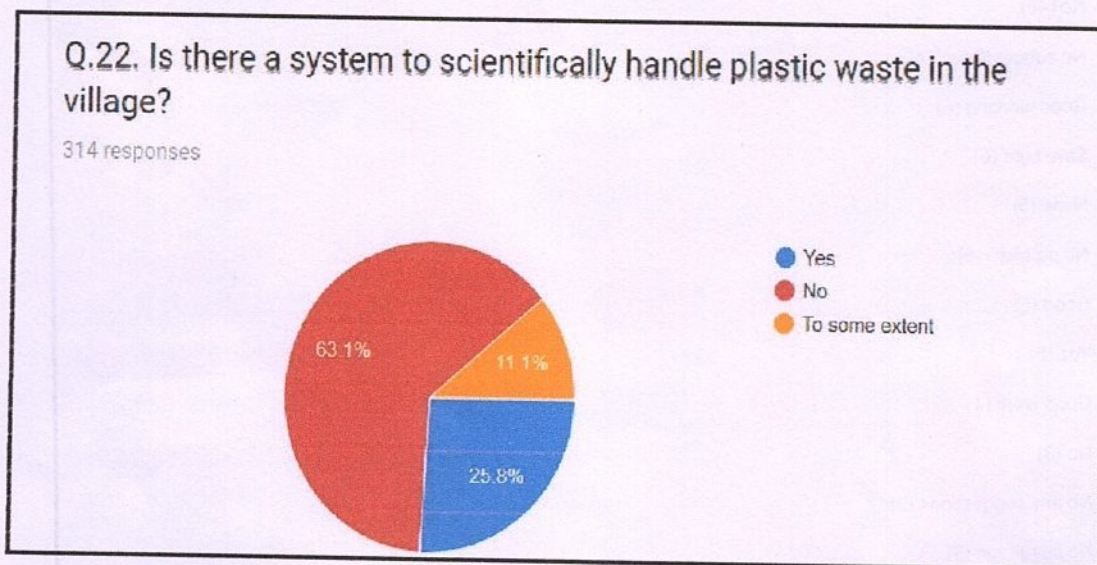


At the end of this section, the respondents were asked to give their suggestion in open ended question. From all the suggestions it is observed that the villagers are in favor of saving power. The Panchayat should promote the awareness about conserving electric energy at household and public places.

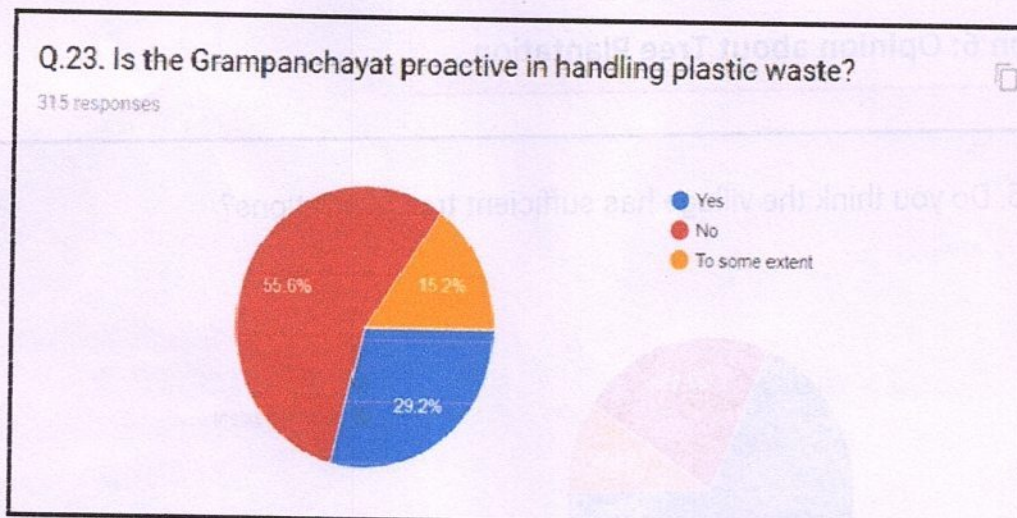
Section 5: Plastic Waste Handling



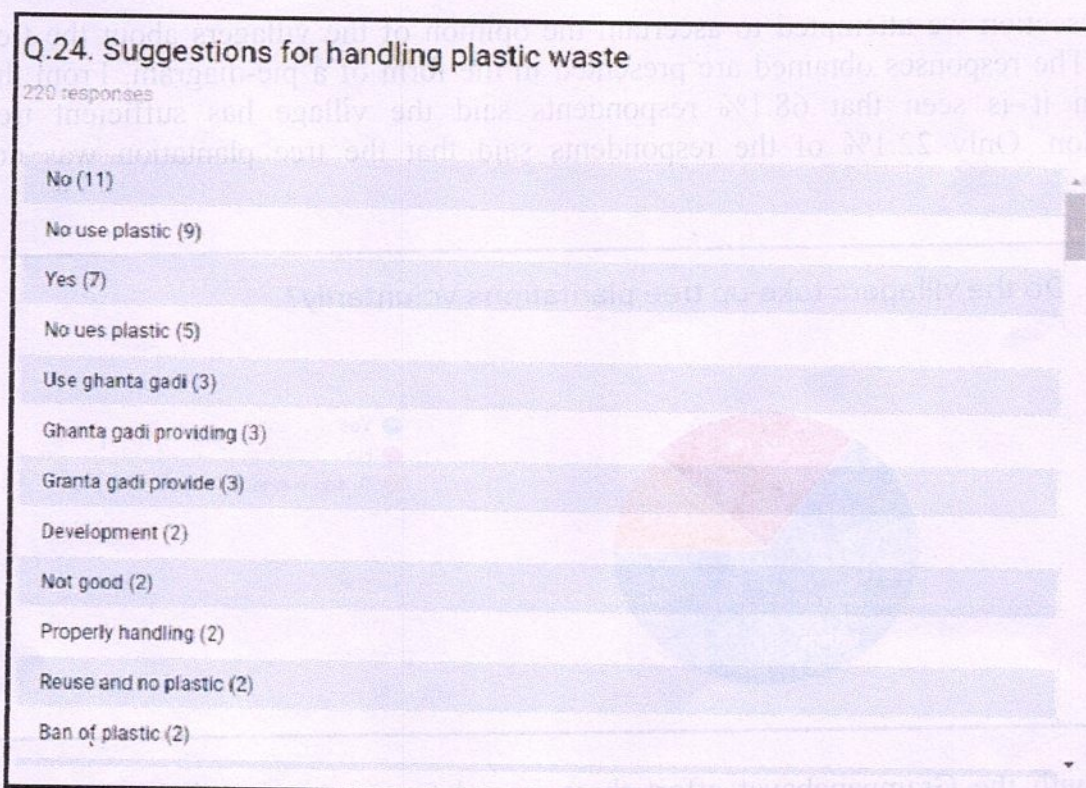
As Admapur is a famous religious place, there is a flow of large number of devotees during festival seasons. This leads to disposal of used plastic bags in public places by the tourists. The Grampanchayat is therefore expected to have a good plastic handling mechanism. When the respondents were asked about their opinion, 69.2% of them said that plastic bags especially during the festival season is serious problem for the village. 8.6% of the respondents said problem only to some extent. Only 22.2% of the respondents said that plastic was not a problem in Admapur.



We wanted to know whether the Grampanchayat has a scientific system to handle plastic waste in the village. The data collected and the prepared pie-diagram clearly shows that 63.1% of the villagers said there was no scientifically designed system handle plastic waste. 11.1% of the respondents said the system was in place only to a certain extent, while 25.8% said that there was a good scientific system to handle this problem.

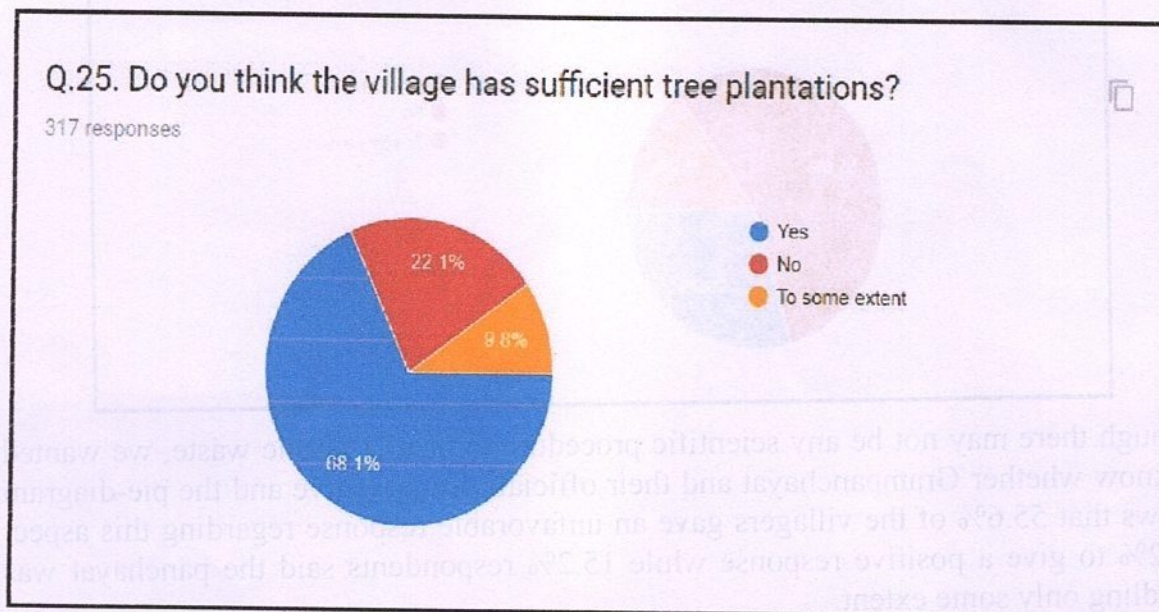


Though there may not be any scientific procedure to handle plastic waste, we wanted to know whether Grampanchayat and their officials are proactive and the pie-diagram shows that 55.6% of the villagers gave an unfavorable response regarding this aspect 29.2% to give a positive response while 15.2% respondents said the panchayat was handling only some extent.

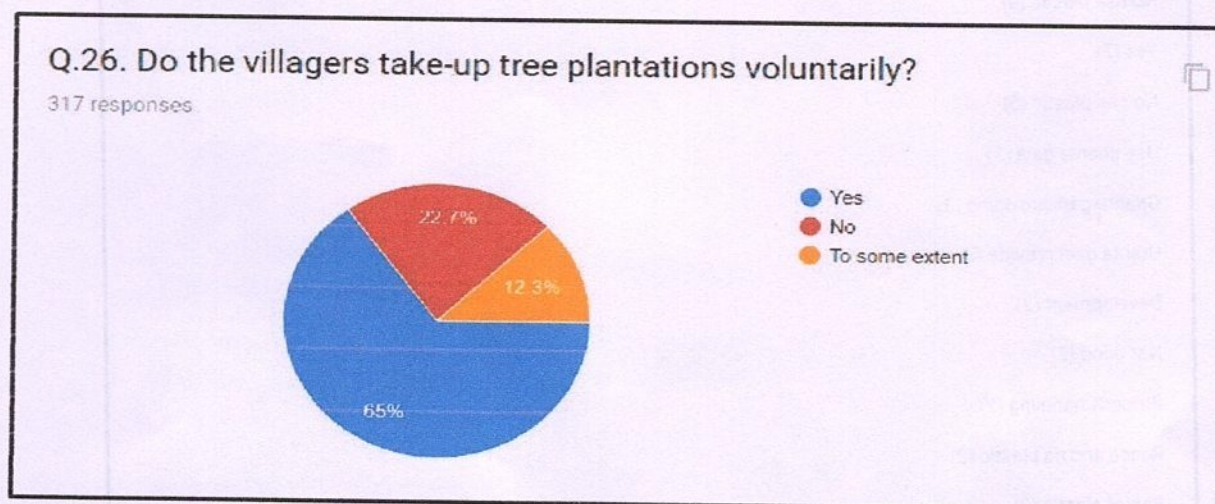


At the end of this section the respondents were asked to give their opinion about handling the problem of plastic waste. From the response it is observed that most of them are of the opinion that banning use of plastic is the only way to eliminate the problem. Gantagadi can also be deployed to collect the plastic waste at regular intervals.

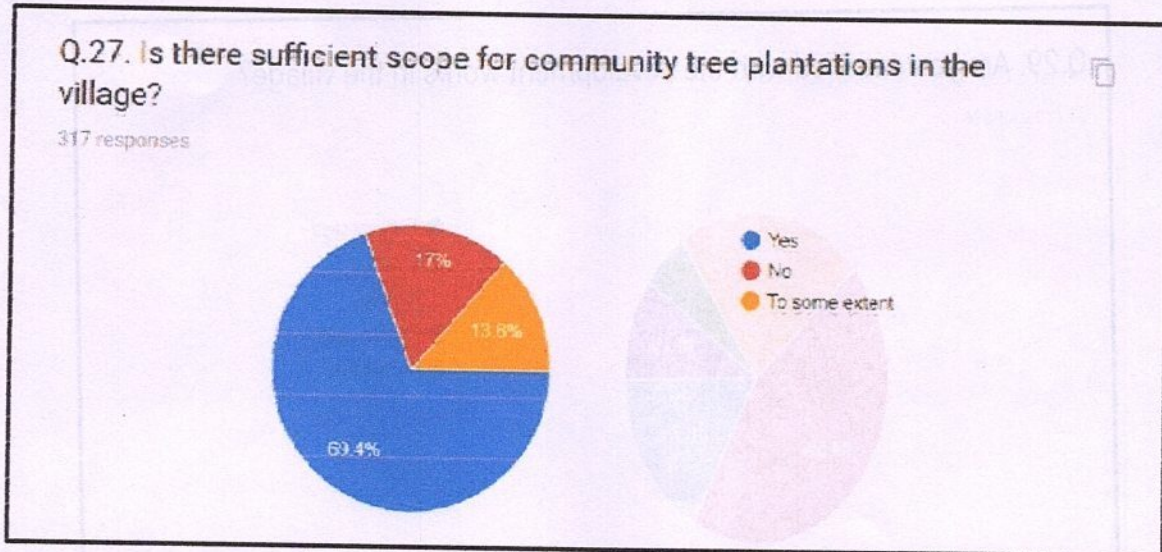
Section 6: Opinion about Tree Plantation



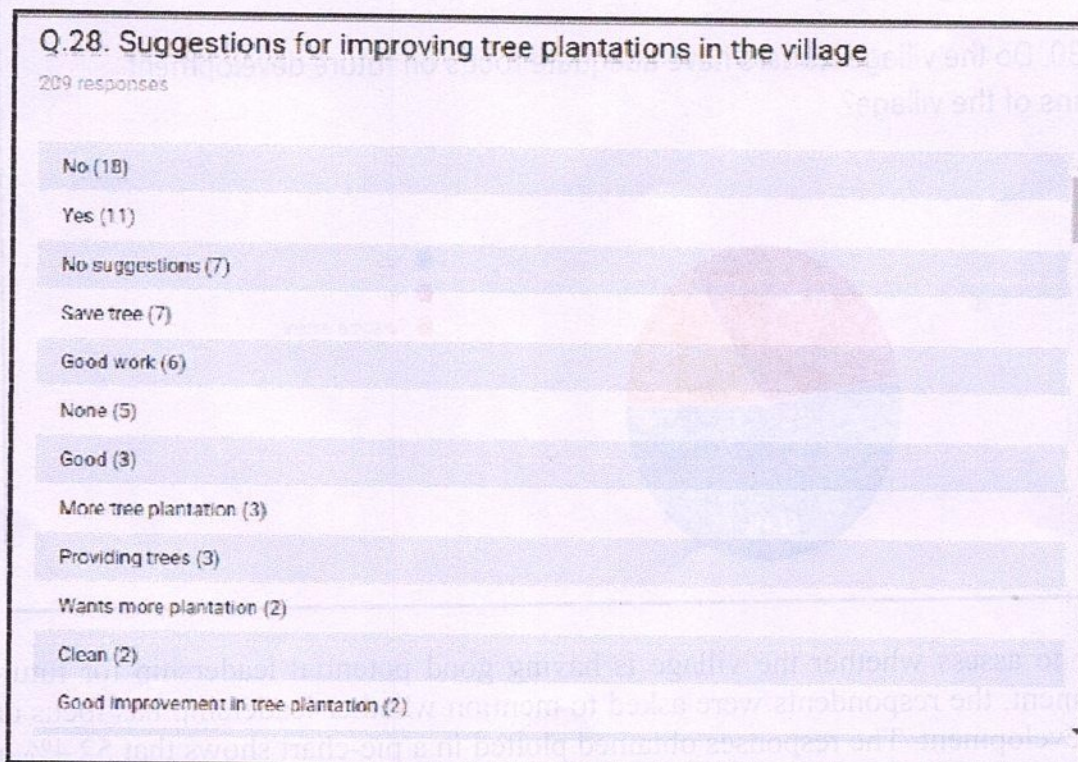
In this section we attempted to ascertain the opinion of the villagers about the tree cover. The responses obtained are presented in the form of a pie-diagram. From the diagram it is seen that 68.1% respondents said the village has sufficient tree plantation. Only 22.1% of the respondents said that the tree plantation was not adequate.



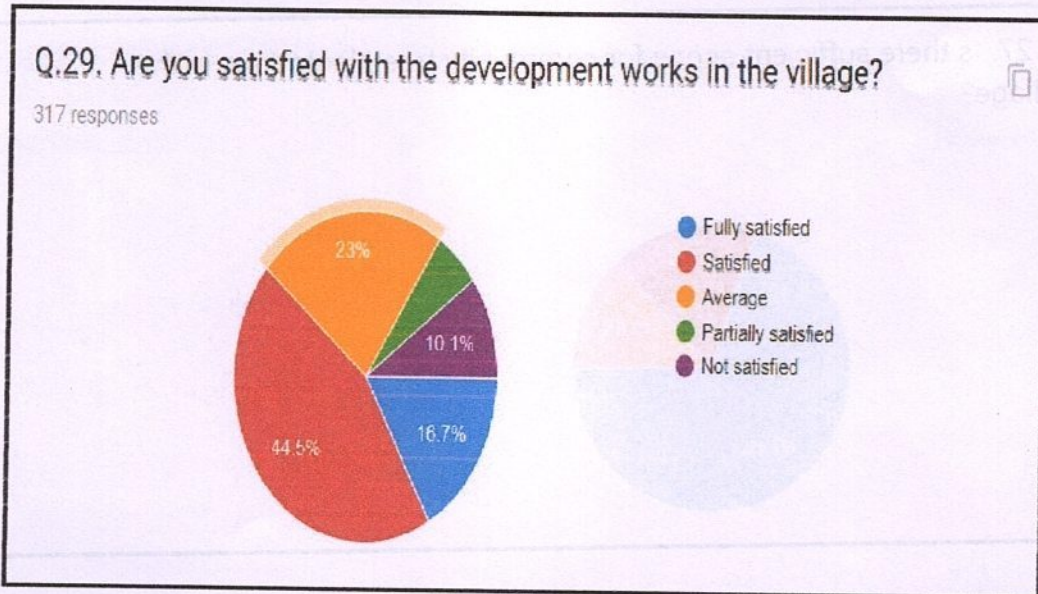
Along with the Grampanchayat effort there is good tree cover, it will be useful to determine whether there is voluntary effort from the villagers to take up tree plantation at their individual level. The data shows that 65% of villagers said people do take up tree plantation voluntarily. Only 22.7% of respondents said people do not voluntarily take up tree plantation.



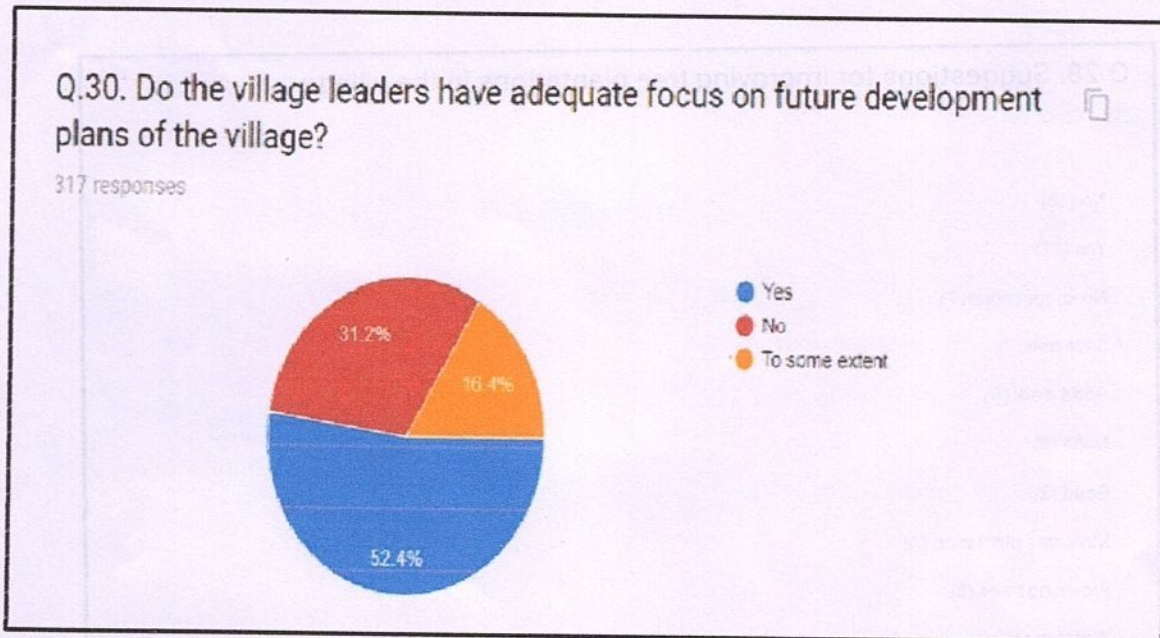
Based on the geographical spread of the village and the cultivable land, it will be important to know whether there is sufficient scope for community tree plantation. The responses pertaining to this aspect when plotted in the form of a pie – diagram shows that 69.4% said there is sufficient scope for community tree plantation in the village. Only 17% of the respondents said there was no scope in the village for this aspect. The main reason for this could be that the entire agriculture land belongs to the villagers.



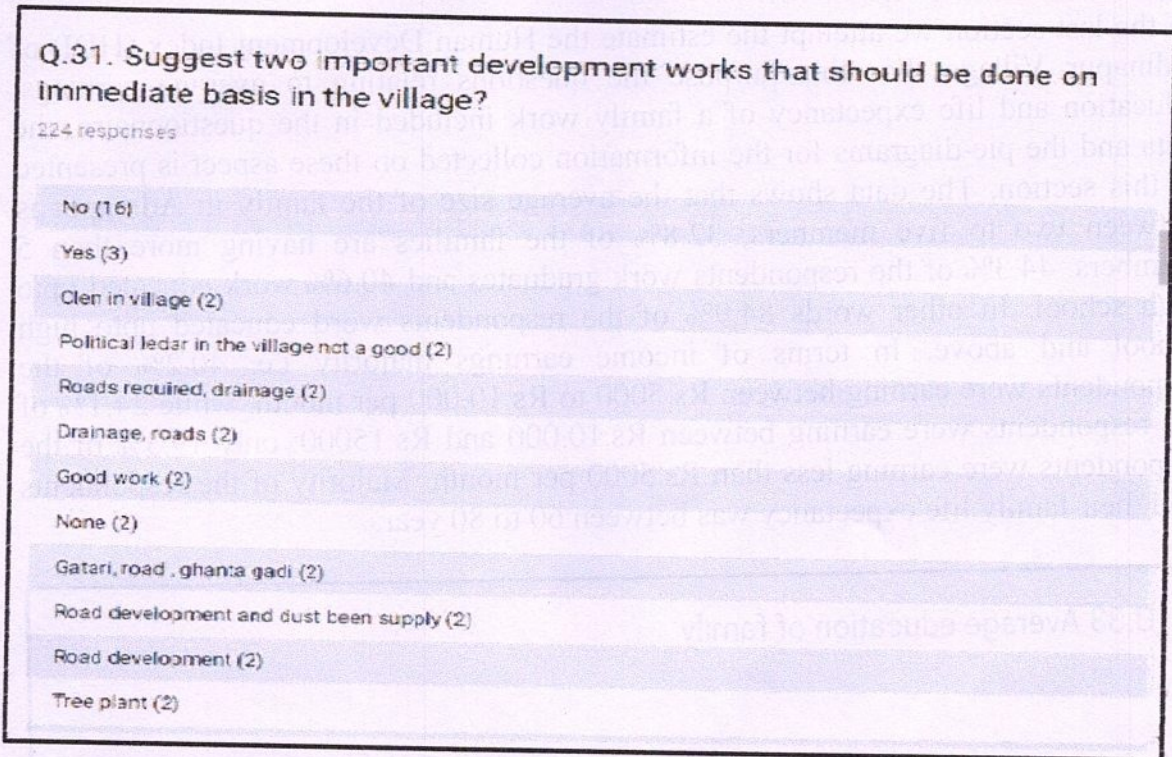
At the end of this section the respondents were asked to give their suggestion to improve tree plantation. Many of the respondents said the Grampanchayat should start with spreading the awareness about saving the present tree cover. The present effort of the Grampanchayat and the voluntarily efforts of the villagers should be encouraged.



In the last section attempt was made to ascertain the opinion about future development and the efforts taken by Grampanhayat regarding this aspect. The data and the pie-diagram shows that 44.5% of the people were satisfied and 16.7% were fully satisfied on this count. Only 10% of the respondents said they were not satisfied with the development works in this village.

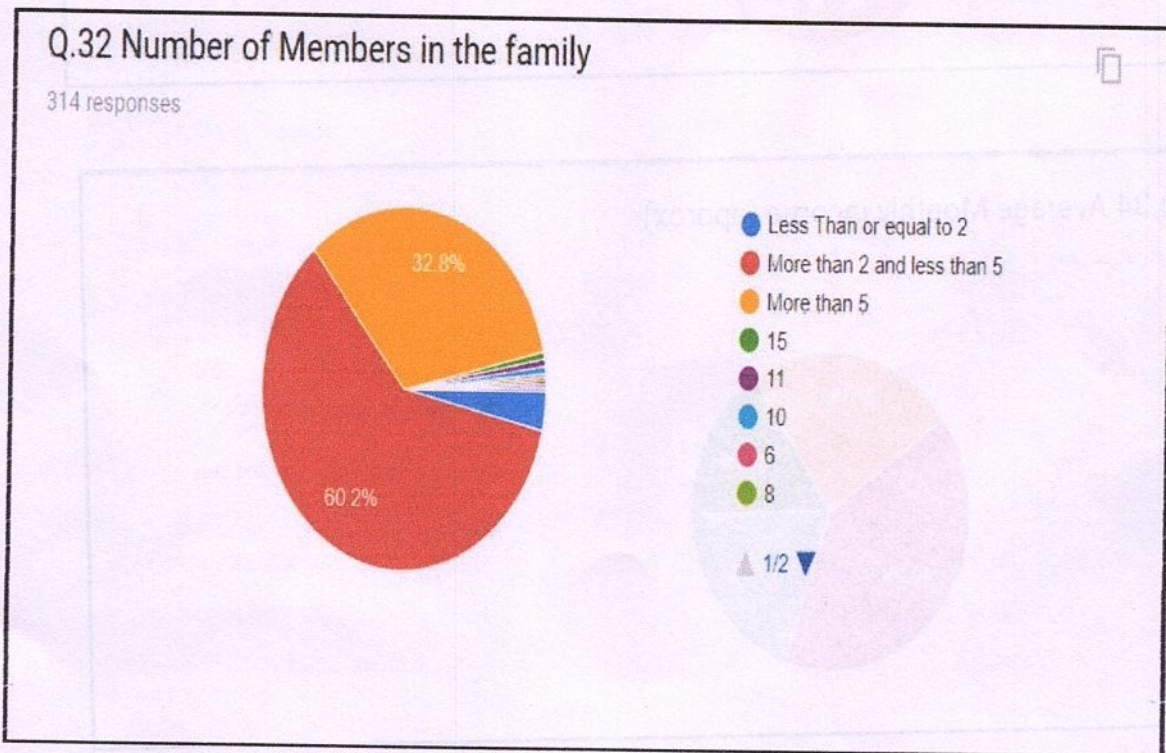


In order to assess whether the village is having good potential leadership for future development, the respondents were asked to mention whether leadership has focus on future development. The responses obtained plotted in a pie-chart shows that 52.4% of the respondents present day leaders in Admapur have plans for future village development. 31.2% of the respondents said do not focus on future development plans.

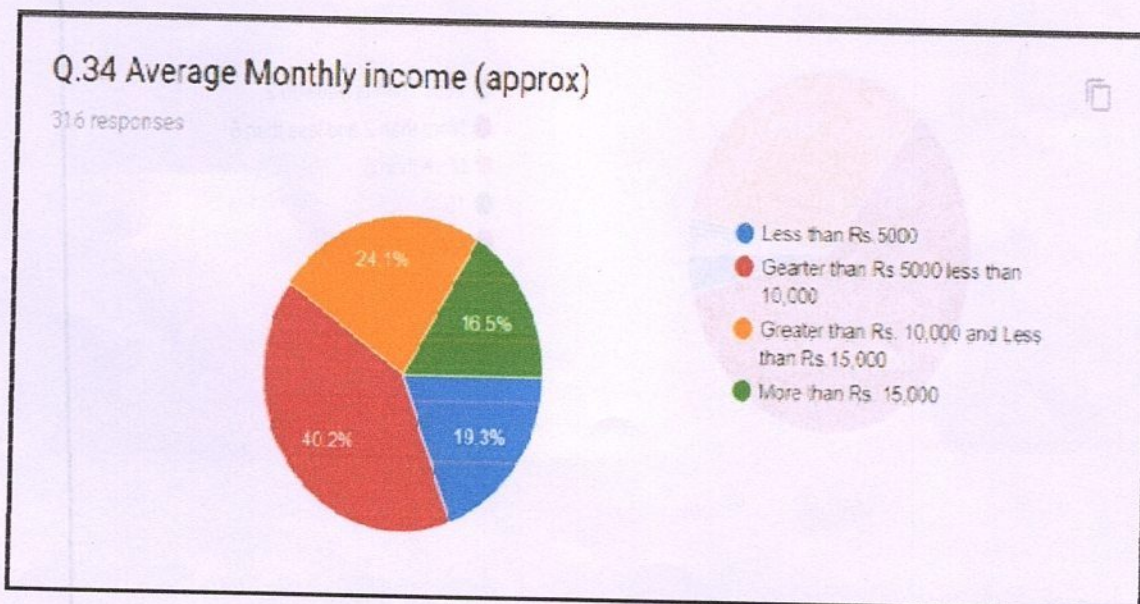
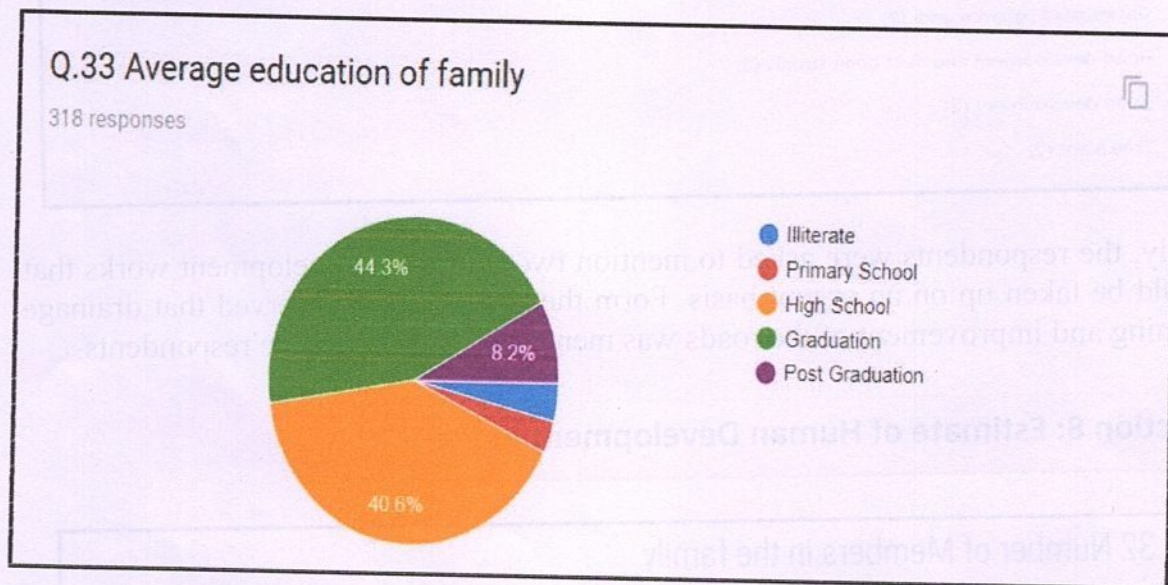


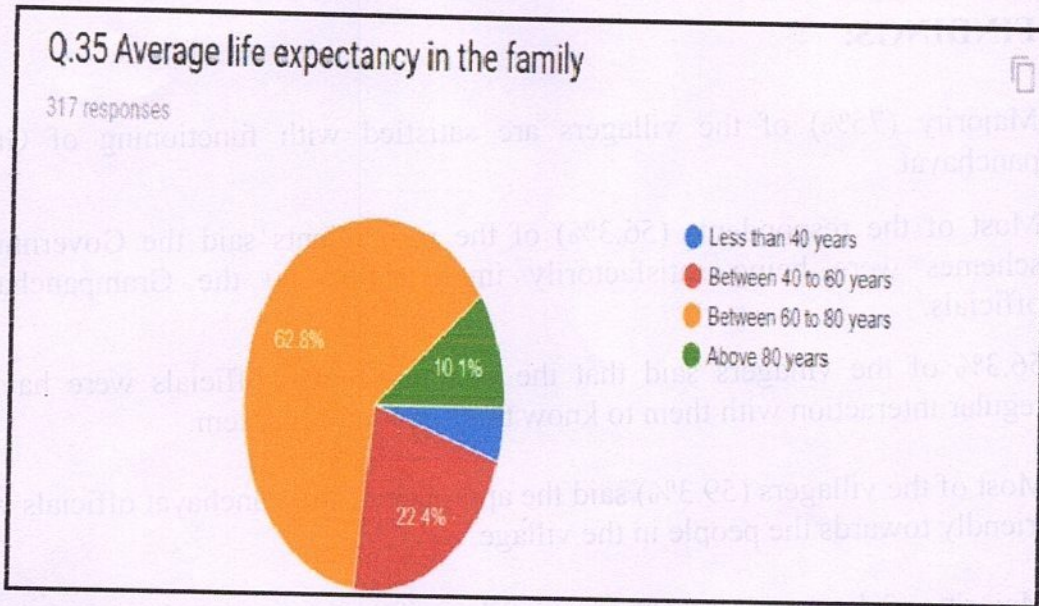
Lastly, the respondents were asked to mention two important development works that should be taken up on an urgent basis. From the analysis it is observed that drainage cleaning and improvement of the roads was mentioned by most of the respondents.

Section 8: Estimate of Human Development Index(HDI)



In the last section we attempt to estimate the Human Development Index (HDI) of Admapur Village. For this purpose the questions relating to average earnings, education and life expectancy of a family were included in the questionnaire, the data and the pie-diagrams for the information collected on these aspects is presented in this section. The data shows that the average size of the family in Admapur is between two to five members, 32.8% of the families are having more than 5 members. 44.3% of the respondents work graduates and 40.6% work educated upto high school. In other words 84.9% of the respondents were educated upto high school and above. In terms of income earnings majority i.e. 40.2% of the respondents were earning between Rs.5000 to Rs.10,000 per month, while 24.1% of the respondents were earning between Rs.10,000 and Rs.15,000. Only 19.3% of the respondents were earning less than Rs.5000 per month. Majority of the respondents said their family life expectancy was between 60 to 80 years.





When the three parameters of education, health and income in the Human Development Index (HDI) are taken together we obtain the following estimate of HDI for Admapur.

Human Development Index	0.68806
Life Expectancy Index	0.76923
Mean Years of Schooling Index	0.8
Expected Years of Schooling Index	1.22222
Education Index	1.01111
Income Index	0.41882

Since the calculated value of HDI is 0.688 it can be concluded that Admapaur has medium Human Development.

4.0 FINDINGS:

1. Majority (75%) of the villagers are satisfied with functioning of Gram panchayat.
2. Most of the respondents (56.3%) of the respondents said the Government schemes were being satisfactorily implemented by the Grampanchayat officials.
3. 56.3% of the villagers said that the Grampanchayat officials were having regular interaction with them to know their common problem.
4. Most of the villagers (59.3%) said the approach of the Panchayat officials was friendly towards the people in the village.
5. Majority of the people 68.6% were of the opinion that there should be more frequent interaction between Grampanchayat officials and the villagers.
6. The villagers were of the opinion that the Grampanchayat should spend more time and effort to get the common drainages cleaned more frequently.
7. It is found that Admapur village does not face the problem of water supply and the Grampanchayat is making every effort to see that the supply reaches all the households in the village.
8. The households are obtaining the daily supply of water in their homes.
9. From the survey it is found that most of the villagers (88.7%) were satisfied with the hours of water supply in the village.
10. The Grampanchayat does not focus on encouraging the villagers to conserve water. Its main focus is to supply the clean water to the households on a regular basis.
11. It is observed from the survey that most of the villagers are not fully satisfied with the public waste disposal and management system.
12. The awareness about the concept of good waste management at household level in observed to not significantly high.
13. Majority (46.3%) of villagers all of the opinion that the Grampanchayat does not adequately focus on the community waste management. Most of them suggested providing Ghantagadi for this purpose.
14. The villages said there is adequate provision of street lighting at all public places in Admapur.

15. Though there is adequate coverage of street lighting, the villagers are found to be not happy with the quality of street lighting.
16. The Grampanchayat is prompt in replacing the defective street lights.
17. Majority of the villagers in Admapur say that used plastic bags are serious problem for the village.
18. The analysis shows that most (63.1%) of the villagers are of the opinion that there is no scientifically designed plastic waste handling system.
19. Majority (55.6%) of the villagers said that the Grampanchayat and their office bearers were not proactive in handling plastic waste.
20. The analysis shows that the most of the villagers (68.1%) feel that the tree plantation in the village is sufficient.
21. It is observed from the study that along with the efforts of Grampanchayat, the majority of people (65%) do take up tree plantation voluntarily at their individual level.
22. Majority (69.4%) of the villagers said that there is good scope for community tree plantation in Admapur.
23. Nearly 61% of the respondents were satisfied with the development works in the village. They said these works will definitely contribute for faster development of the village in future.
24. From the analysis it is clear that the present day village leaders have adequate focus on future development plans of the village.

5.0 SUGGESTIONS:

1. Based on the opinion of the villagers, the Grampanchayat members should interact more often to know their common problems.
2. It is suggested that the Grampanchayat should spend more time and money to get common drainages and cleaned more frequently.
3. The Grampanchayat should also focus on promoting water conservation among the people in the village. Its present focus is on regular supply of clean potable drinking water to the households.
4. As villagers are not satisfied with the public waste disposal management, it is suggested that the Grampanchayat should more proactively implement a Community Waste Management System starting from the individual households.

5. The awareness of the villagers about the household waste management should be created. Ghantagadi concept should be implemented.
6. The Grampanchayat should procure good quality street lights when the present defective lights are being replaced.
7. Disposal of plastic bags is the biggest problem the village is facing. The Grampanchayat officials should think about a very strong plastic waste management system to ensure that these disposed bags do not create drainage problems in the coming years.
8. The officials should also implement a system handling plastic waste in public places especially from the tourists during the festival seasons. Help of local volunteers, NGOs or students of Social Work for helping to collect and handle the plastic waste during tourist season.

6.0 CONCLUSION:

The village survey conducted as a part of the Rural Camp activity, gave a good experience of primary data collection to the MSW students. The use of Google Forms and technology tools for primary data collection was the unique learning experience the students obtained during the survey.

The survey also threw up important observations about the function of the Grampanchayat and the opinion of the villagers. It clearly reveals that the villagers are happy with the functioning of the Grampanchayat and the conduct of officials, minor suggestions are given for further improvement. The Human Development index is also good indicating medium human development in the village. If the health facilities and income earning avenues are still improved the village will be able to reach the stage of High Human Development and will become one of the best village in India.

PHOTO GALLERY



Inaugural and Expert Session



Gramswachata by Students



Students in Gramswachata




Disaster Management Demonstration by Shri. Dinkar Kamble



Participatory Rural Appraisal (PRA) by Students



Street Play by Students



Received with thanks
on 12-4-18 from T V J six



Street Play by students

Chh. Shahu Institute of Business Education and Research, Kolhapur

D K Shinde School of Social Work, Rural Camp (FEB-2017), Admapur, Tal. Bhudhargad, Dist. Kolhapur

1. Name of the respondent

House no

Roll No of
Student:

2. Ward number

3. Number of family members

4. Information on Children (enter the number of children in each category)

Completed years	0-4	4-8	8-12
Boys			
Girls			

For the remaining questions indicate the answer by putting tick marks (✓) on the appropriate Choice

5. Main Occupation

- 1) Farming [] 2) Business [] 3) Agricultural worker / Daily wages []
4) Industrial worker [] 5) Cattle rearing [] 6) Working in private sector []
7) Government Sector [] 8) Any Other []

6. Caste

- 1) Open [] 2) OBC [] 3) SC [] 4) ST [] 5) NT [] 6) VJNT [] 7) Others []

7. Religion

- 1) Hindu [] 2) Muslim [] 3) Christian [] 4) Jain [] 5) Others []

8. Income of the family

- 1) Low Income Group [] 2) Middle Income group [] 3) High Income Group []

9. Education of the head of the family

- 1) Illiterate [] 2) Primary [] 3) SSC [] 4) HSC [] 5) Graduate/Diploma [] 6) PG or above []

10. Family type

- 1) Joint [] 2) Nuclear [] 3) Extended []

11. Type of house

- 1) Kaccha [] 2) Moderate [] 3) Pacca []

12. Type of Ration Card

- 1) Yellow [] 2) Saffron [] 3) White []

13. Has any of the following affected your family in the past three years?

- | | | | |
|--------------------------|------------------|-----------------------|------------------|
| a. Diarrhea | [] Yes / No [] | h. HIV | [] Yes / No [] |
| b. Worm infection | [] Yes / No [] | i. Jaundice | [] Yes / No [] |
| c. Respiratory problems | [] Yes / No [] | j. Mental retardation | [] Yes / No [] |
| d. Vector borne diseases | [] Yes / No [] | k. TB | [] Yes / No [] |
| e. Malaria | [] Yes / No [] | l. Skin diseases | [] Yes / No [] |
| f. Anemia | [] Yes / No [] | m. Cancer | [] Yes / No [] |
| g. Infant mortality | [] Yes / No [] | n. Smallpox | [] Yes / No [] |

- | | | | |
|--------------------|------------------|--------------|------------------|
| o. Pregnancy death | [] Yes / No [] | r. Pneumonia | [] Yes / No [] |
| p. Rabies | [] Yes / No [] | s. Thyroid | [] Yes / No [] |
| q. Typhoid | [] Yes / No [] | t. Dengue | [] Yes / No [] |

14. Do you have the following facilities?

- a. Adequate water [] Yes / No []
- b. Proper covered drainage [] Yes / No []
- c. Toilet at home [] Yes / No []
- d. Garbage disposal facility [] Yes / No []
- e. Proper approach road [] Yes / No []

15. Do you suffer from any of the following?

- a. Stagnant bodies of water near house [] Yes / No []
- b. Problem of insects [] Yes / No []
- c. Cattle and other animals near the house [] Yes / No []
- d. Poor ventilation for the house [] Yes / No []
- e. Poor natural light inside the house [] Yes / No []

16. Do you practice the following?

- a. Boiling water before drinking [] Yes / No []
- b. Immunization for children [] Yes / No []
- c. Uses the toilet [] Yes / No []
- d. Washing hands before food [] Yes / No []
- e. Takes medical help only from qualified doctors [] Yes / No []
- f. Hospitalization for child birth [] Yes / No []
- g. Mothers taking adequate rest before delivery [] Yes / No []
- h. Mothers take adequate rest after child birth [] Yes / No []
- i. Expectant / Lactating mothers are given nutritional food [] Yes / No []
- j. Adequate care of children below 3 years [] Yes / No []

17. Does anyone in your family have the following habits?

- a. Gutka [] Yes / No []
- b. Alcohol [] Yes / No []
- c. Smoking [] Yes / No []

18. Are you aware about the following schemes?

- a. Jal Swarajya [] Yes / No []
- b. Nirmalgram [] Yes / No []
- c. Sant Tukaram vanyojana [] Yes / No []
- d. Tanta mutka gaon yojana [] Yes / No []
- e. Dalit vasti yojana [] Yes / No []
- f. Jan Dhan Yojana [] Yes / No []

- g. Pradhan Mantri Suraksha Bima Yojana (Rs.12/-) Yes / No
- h. Pradhan Mantri Jeevan Jyoti yojana (Rs. 30/-) Yes / No
- i. Atul Pension Yojana Yes / No
- j. Mahatma Gandhi Rojgar Hami Yojana Yes / No
19. Where do you go for Treatment? 1)PHC 2) Private Clinic 3)Both
20. How do you rate the services of health centers 1) Poor 2) Satisfactory 3) Good
21. How do you rate the availability of doctors? 1) Poor 2) Satisfactory 3) Good
22. Do the health centers have paramedical staff? Yes / No
23. Do you get free medicines from the health centre Yes / No
24. Do you have self help groups? Yes / No
25. Where do you dump your garbage?
1) Just outside the house 2) Roadside 3) Community dustbin 4) Other Places
26. if community dustbin is provided will you make use of it? Yes / No
27. Are you prepared to separate dry and wet waste before disposal? Yes / No
28. Do you think waste carriers (Ghanta gadi) are needed? Yes / No
29. If Ghanta gadi facility is provided are you willing to use it? Yes / No
30. In order to have Ghanta gadi facility are you willing to contribute (additional tax) to gram panchayat ?
 Yes / No
31. Are you aware of health problems due to polythene bags? Yes / No
32. Is it desirable to prohibit plastic bags? Yes / No
33. With regard to village layout and housekeeping , do you agree that :
- a. Villagers need to be trained Yes / No
- b. Infrastructure need to be established Yes / No
- c. Villagers are satisfied with the existing standards Yes / No
34. What is your opinion about village cleanliness?
1) Very Poor 2) Poor 3) Moderate 4) Good 5) Very Good
35. Suggest some effective measures to maintain village cleanliness.
- a. To teach and train School Children to develop good habits Agree / Disagree
- b. Identify appropriate place for dumping and lifting the garbage Agree / Disagree
- c. Offering social recognition for clean and hygienic housing colony Agree / Disagree
- d. constant motivation to public for healthy life style Agree / Disagree
36. What do you feel are the most immediate need of your village? (Choose only one)
- 1) Laying of concealed drainage system 2) Installing community dustbins
- 3) Public Toilets 4) Training on hygiene and social behavior
- 5) Health awareness 6) Any other (_____)